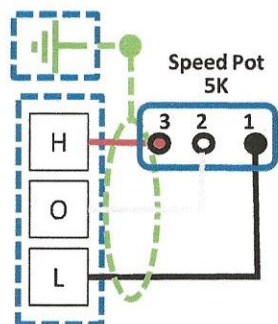


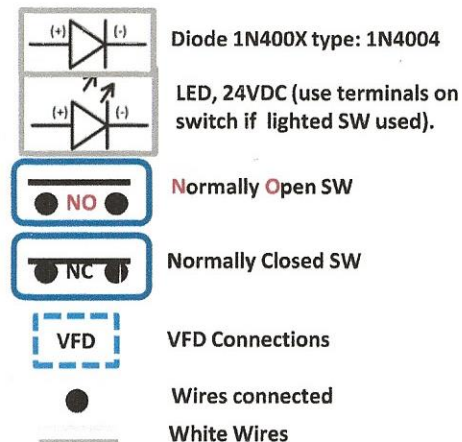
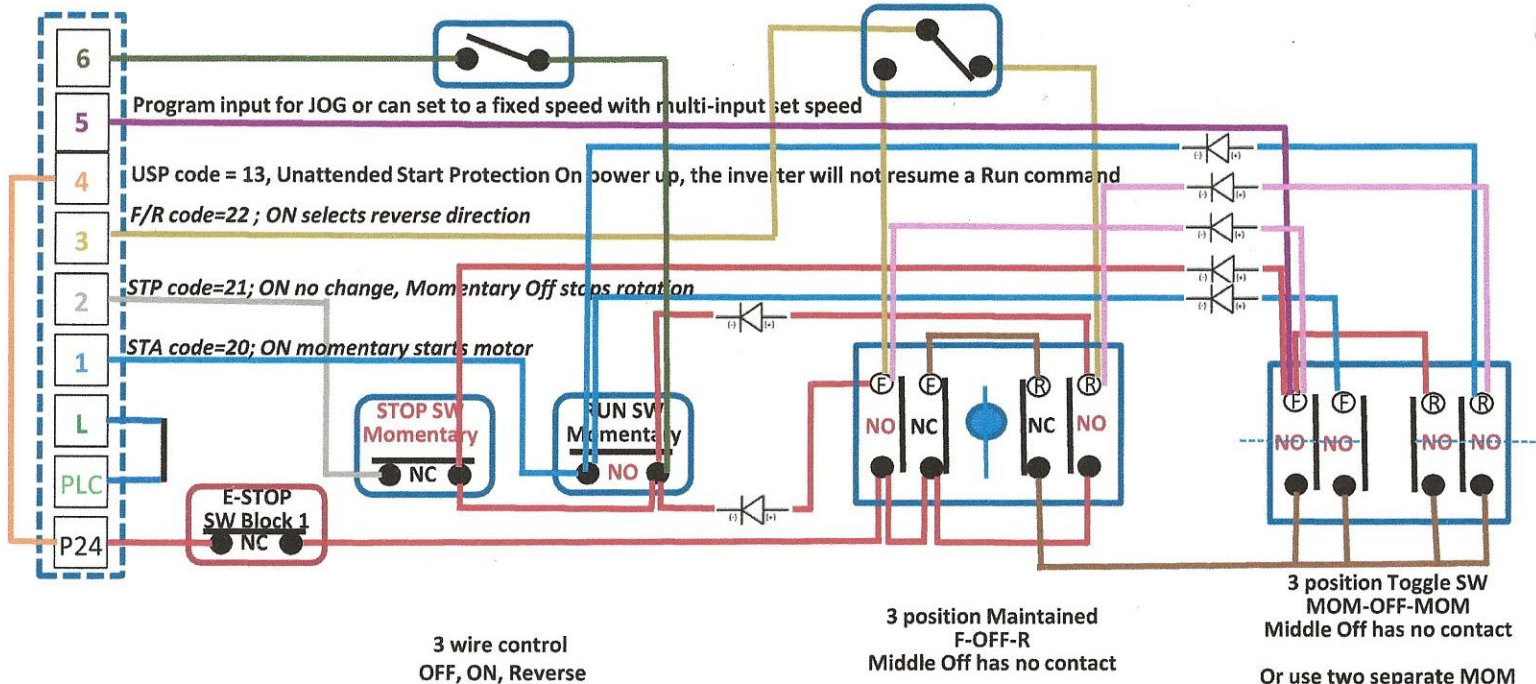
3 Wire Mill Control With E-Stop Switch, no indicator ON light with Start Protection

Hitachi WJ200 VFD must be wired for source logic
Momentary F/R, Backgear SW, 1/2 Stage Braking
No Indicator Lights



1 stage Braking (1 sec) open, 2 stage (3-sec) closed
Always 1 stage with direction SW in Stop or E-STOP activated

Use plunger or roller limit switch,
When switch is engaged it
switches the reverse input from R
to F poles on the switch.



Use current motor
direction control switch
and rewire OR
Switch GCX1320-22
Legend E22NS38

Or use two separate MOM
dual pole push button
switches

Jog /MOM switches will
not operate unless F/R
switch is in the stop
position.

Speed is fixed "Hz" by JOG
or fixed multi-bit input