



Order Code: L565D
AL-356V - Centre Lathe (240V)
356 x 1000mm Turning Capacity -
51mm Spindle Bore
Includes Digital Readout, Quick
Change Toolpost & Electronic
Variable Speed With Digital Readout

**ex GST****\$7,690.00****inc GST****\$8,843.50**

ORDER CODE	L565D
MODEL	AL-356V
Swing Over Bed (mm)	356
Distance Between Centres (mm)	1000
Spindle Bore (mm)	51
Swing In Gap (mm)	476
Swing Over Cross-slide (mm)	224
Digital Readout System Fitted	Yes
Quick Change Toolpost Fitted	Yes
Leadscrew Covers Fitted	Yes
Coolant System	Yes
Tool Height To Suit (mm)	16
Centre Height (mm)	178
Spindle Nose Size or Type	D1-5 Camlock
Bed Width (mm)	187
Headstock Spindle Taper (MT)	6
Tailstock Taper (MT)	4
Cross Slide Travel (mm)	160
Compound Slide Travel (mm)	68
Leadscrew Type	Metric
Metric Cross Feed Range (X-Axis) (mm/rev)	0.022 - 0.298
Metric Longitudinal Feed Range (Z-Axis) (mm/rev)	0.078 - 1.044
Metric Thread Steps & Pitch Range (No. / mm)	36 (0.45 - 10)
Imperial Thread Steps & TPI Range (No. / TPI)	20 (2-1/4 - 40)
3 Jaw Chuck Diameter (mm)	200
4 Jaw Chuck Diameter (mm)	200
Spindle Steps / Speed Range (No. / rpm)	Variable (40 - 1800)
Motor Power (kW / hp)	1.5 / 2
Voltage / Amperage (V / amp)	240 / 10
Nett Weight (kg)	650

Features

- 2 Axis digital readout system
- Quick change toolpost with 4 holders
- Concertina leadscrew cover
- Electronic infinitely variable inverter spindle speed with digital readout
- Gear drive headstock for quick change of spindle speeds
- Precision 'V'-beds are hardened and ground, incorporating a rigid webbed casting
- Adjustable spindle bore bar support mechanism
- Slide out swarf tray with handle
- Headstock protection rubber matt
- Low voltage work light
- Foot operated cut out safety switch for electric motor
- Slide out front swarf tray for easy cleaning
- Change gears for metric and imperial thread cutting
- Oil sight glass for head stock and gearbox
- Adjustable taper roller bearings support the spindle
- Inching button is incorporated on the control panel for convenient spindle speed selection
- Enclosed quick action gearbox for thread cutting and auto feeding
- Powered longitudinal and cross feeds
- D1-5 camlock spindle for quick chuck changes and safe reverse-direction turning. ISO standard
- Removable gap bed-way for larger diameter jobs
- Dual calibrated dials (except for saddle hand-wheel)
- Chuck & change gear guards are fitted with micro switches
- Coolant system with flexible hose
- Slide out swarf tray

Includes

- 2 Axis digital readout system
- Concertina leadscrew covers
- Slide out front swarf tray
- Quick change tool-post with 4 holders
- 200mm 3-jaw chuck with reverse jaws
- 200mm 4-jaw chuck
- Face plate
- Fixed steady
- Travelling steady
- Change gears
- Dead centres
- Thread-chasing dial
- Work light
- Cast iron stand
- Rear splash guard & swarf tray
- Tool box
- Instruction booklet

Specific Features



Front View



Left View



2 Axis Digital Readout



Quick Change Toolpost



Headstock Controls




Spindle Speed Controls



Longitudinal and Cross Feed Chart And Metric Thread Chart



Gearbox Feed Controls



Imperial Thread Chart and Indicator Table



Digital Spindle Speed Readout



Rubber Matt Protector



3 Jaw Chuck and Safety Guard




Spindle Bore Bar Support



Adjustable Bar Support Mechanism



Fixed and Travelling Steadies




Light and Coolant



Thread Chasing Dial




Swivel Compound Table



Cross Feed Handwheel




Saddle Feed Handwheel



Automatic Feed and Thread Cutting Levers




Tailstock




Adjustable Tailstock




Tail Stock Feed Handwheel



Induction Hardened Bed Ways



Leadscrew Covers



Slide Out Swarf Tray



Inverter Drive






















Recommended Accessories















Vertical Mill Slide 100 x 150mm

Code **ex GST** inc GST

L277 **\$170.00** \$195.50

	STGCR-1616-H11 Right Hand Turning Tool Holder 16mm Tool Height	L017	\$80.00	\$92.00
	STGCL-1616-H11 Left Hand Turning Tool Holder 16mm Tool Height	L018	\$80.00	\$92.00
	MTJNR-1616-H16 Right Hand Turning Tool Holder 16mm Tool Height	L044	\$96.00	\$110.40
	MTJNL-1616-H16 Left Hand Turning Tool Holder 16mm Tool Height	L045	\$96.00	\$110.40
	7 piece Lathe Turning Tool Kit - Insert Type 16mm Tool Height	L0077	\$198.00	\$227.70
	3 piece Lathe Turning Tool Kit - Insert Type 16mm Tool Height	L451	\$298.00	\$342.70
	Professional Lathe Parting Tool Kit - Insert Type 16mm Tool Height	L465	\$200.00	\$230.00
	Lathe Threading Tool Kit - Insert Type 16mm Tool Height	L457	\$220.00	\$253.00
	Knurling Tool Holder Kit Diamond & Straight Knurl Heads	L076	\$100.00	\$115.00
	Live Centre 4MT	C054	\$100.00	\$115.00
	Pipe Centre - Bullnose 4MT	C046	\$220.00	\$253.00
	Heavy Duty Drill Chuck - Keyed Type 0.5 - 16mm	C290	\$84.00	\$96.60
	Industrial - Heavy Duty Drill Chuck - Keyless Type 3 - 16mm	C294	\$136.00	\$156.40
	4MT x JT3 Drill Chuck Arbor Suits Drill Chucks	D454A	\$32.00	\$36.80
	25 Piece Metric Precision HSS Jobber Drill Set 1 - 13mm	D1272	\$100.00	\$115.00
	29 Piece Imperial Precision HSS Jobber Drill Set 1/16" - 1/2"	D1282	\$106.00	\$121.90
	170 Pieces Metric Precision HSS Jobber Drill Set 1 - 10mm	D126	\$210.00	\$241.50
	XDP2000 Soluble Metal Cutting Fluid 1 Litre	S090A	\$22.00	\$25.30
	XDP1800 Soluble Metal Cutting Fluid 5 Litre	S090	\$56.00	\$64.40
	XDP1800 Soluble Metal Cutting Fluid 20 Litre	S091	\$210.00	\$241.50
	LSGC-1000 Lathe Leadscrew Cover Kit - Concertina Up to 1000mm	G659	\$550.00	\$632.50

	LSG-1000 Lathe Leadscrew Cover Kit Up to 1000mm	G660	\$1,530.00	\$1,759.50
	Fitting and Machining Technical Book 640 Pages	L341	\$98.00	\$112.70
	Handy Workshop Tips & Techniques - 1st Edition 324 Colour Pages	L345	\$42.61	\$49.00
	Professional Sheet Metal Fabrication Book 304 Colour Pages	L3455	\$78.00	\$89.70
	Magnetic Clean up Tool - Toolmaster 400mm Long	L300	\$80.00	\$92.00
	MFS-14 Magnetic Floor Sweeper 600mm Wide Head	M9991	\$110.00	\$126.50
	RFM-1500 Rubber Mat - Anti-Fatigue 1505 x 905mm	M800	\$44.00	\$50.60
	RFM-900 Rubber Mat - Anti-Fatigue 910 x 910mm	M805	\$34.00	\$39.10
	Brush Can Rust and Corrosion Preventive Penetrant & Lubrication 237ml	O043	\$24.00	\$27.60
	Squeeze Bottle General Purpose Lubricant & Corrosion Inhibitor 250ml	O042	\$24.00	\$27.60
	Spray Can Rust and Corrosion Preventive Penetrant & Lubrication (240V) 333ml	O040	\$26.00	\$29.90
	Bulk Can Rust and Corrosion Preventive Penetrant & Lubrication 3.8 Litre	O044	\$100.00	\$115.00